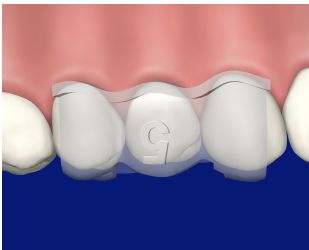


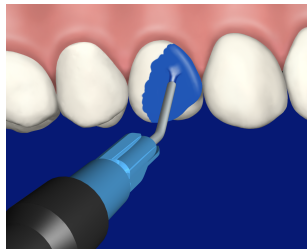
# 3M™ Filtek™ Matrix

A customized, patient specific matrix system for use in cases involving composite veneers and composite diastema closures.

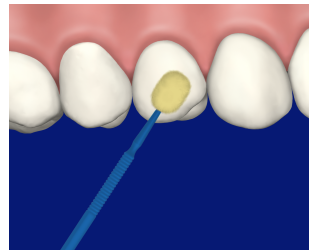
## Bicuspid Restoration



1. Try on bicuspid matrix to ensure proper fit.



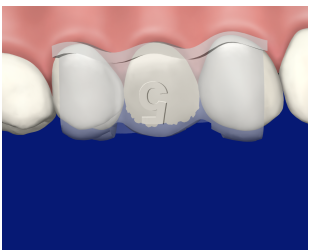
2. Apply and rinse etchant on bicuspid.



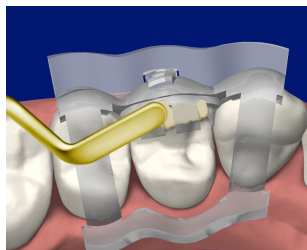
3. Apply, air dry, and light cure adhesive on bicuspid.



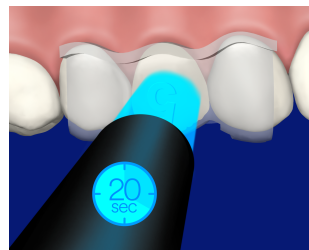
4. Fill the bicuspid matrix with universal composite.



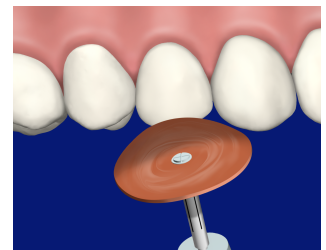
5. Place bicuspid matrix on tooth to be restored. Make sure the matrix is fully seated.



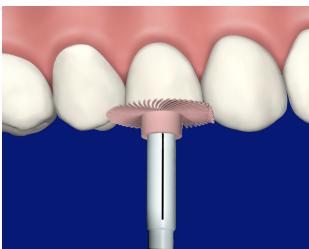
6. Remove excess composite outside of the matrix.



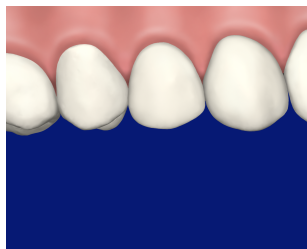
7. Light cure for 20 seconds and remove matrix.



8. Remove flash and contour tooth using a bur or 3M™ Sof-Lex™ disc.



9. Finish and polish using 3M™ Sof-Lex™ Diamond Polishing System.



10. Final Outcome.

See Instructions for Use for full details.