



Better, smarter, safer health care to improve lives

Comprehensive negative pressure wound therapy (NPWT) solutions to meet your patients' needs.

Enter →



Your choice for trusted, reliable NPWT

Depend on the exclusive combination of science-driven technology and evidence-based solutions of the 3M NPWT portfolio to help promote healing in a wide variety of acute and chronic wound types.¹

Substantial data and evidence

87.4%

of published clinical evidence on negative pressure therapies is based on 3M NPWT solutions.²

2,000+

peer-reviewed publications and **95 randomized trials** to support 3M™ V.A.C.® Therapy.

200+

peer-reviewed clinical articles and publications and **30+ randomized trials** to support 3M™ Prevena™ Therapy.*

Demonstrated clinical benefits

25+ years

of evidence-supported outcomes.

10+ million wounds

treated worldwide.³

Lower incidence of

readmission, additional surgeries and complications for V.A.C.® Therapy.⁴

Based on a retrospective analysis of open foot wound patients treated with NPWT (V.A.C.® Therapy) or standard wet-to-dry dressings; risk of complications, subsequent foot surgeries, and hospital readmissions (secondary outcomes) were all reduced by 70% or more for the patients treated with NPWT.

Innovative technologies[†]

Proactively measures

and maintains selected negative pressure at the wound site.

3M™ SensaT.R.A.C.™ Technology



Minimizes therapy

interruptions caused by blockages.


3M™ Easyclear Purge™ Technology



Easy repositionability

and removal of drape.[‡]

3M™ Dermatac™ Drape



Efficient medicine



Lower total cost.⁵

Based on a retrospective national insurance claims database analysis comparing total cost to treat with 3M™ V.A.C.® Therapy and competitor NPWT; at 30 days, \$17,809 and \$24,405, respectively ($p < 0.0001$).



Reduced time to wound closure.^{6,7}

Based on a systematic literature review of thirteen studies (720 patients) to determine the effects of NPWTi-d (3M™ Veraflo Therapy) versus control therapy; wounds in the NPWTi-d group were ready for closure faster than control wounds ($p = 0.03$).



Reduction in surgical site complications.⁸

Based on a systematic literature search at 84 studies comparing closed incision negative pressure therapy (3M™ Prevena Therapy) to standard-of-care dressings; significant reductions in surgical site complication (SSC) were associated with ciNPT use ($p < 0.05$).

*As of November 2022

†Not available with all therapies

‡At initial application



Comprehensive support

Many clinicians will remember us at their side to support their first application of NPWT. We are still here—alongside you, your team and your patients—to help support the best possible outcomes at every step of the NPWT treatment sequence and healing journey.



1,800+
dedicated full-time representatives.



120+
U.S. service centers.



24/7
clinical and technical support hotline.



From initiation...

- Staff training
- OR education
- On-site product technical support
- Acute clinician support, tools, resources and mobile apps



...to discharge.

- Discharge support, including assistance locating out-of-hospital facilities and education on form requirements
- Assistance with payor eligibility verification
- Options for urgent and same-day discharge programs
- Monitor patients out-of-hospital NPWT compliance through iOn Progress™ Remote Therapy Monitoring System for contracted payors
- **[Skilled Nursing Facility locator](#)** lists facilities that are trained on the use of V.A.C.® Therapy
- Post-acute caregiver support, tools, resources and mobile apps

Streamline administration workflow

via online access to product ordering and clinical document submission with 3M™ Express. V.A.C.® Therapy orders made on the platform are released faster compared to non-electronic orders.^{9,10}

Accelerate patient discharge

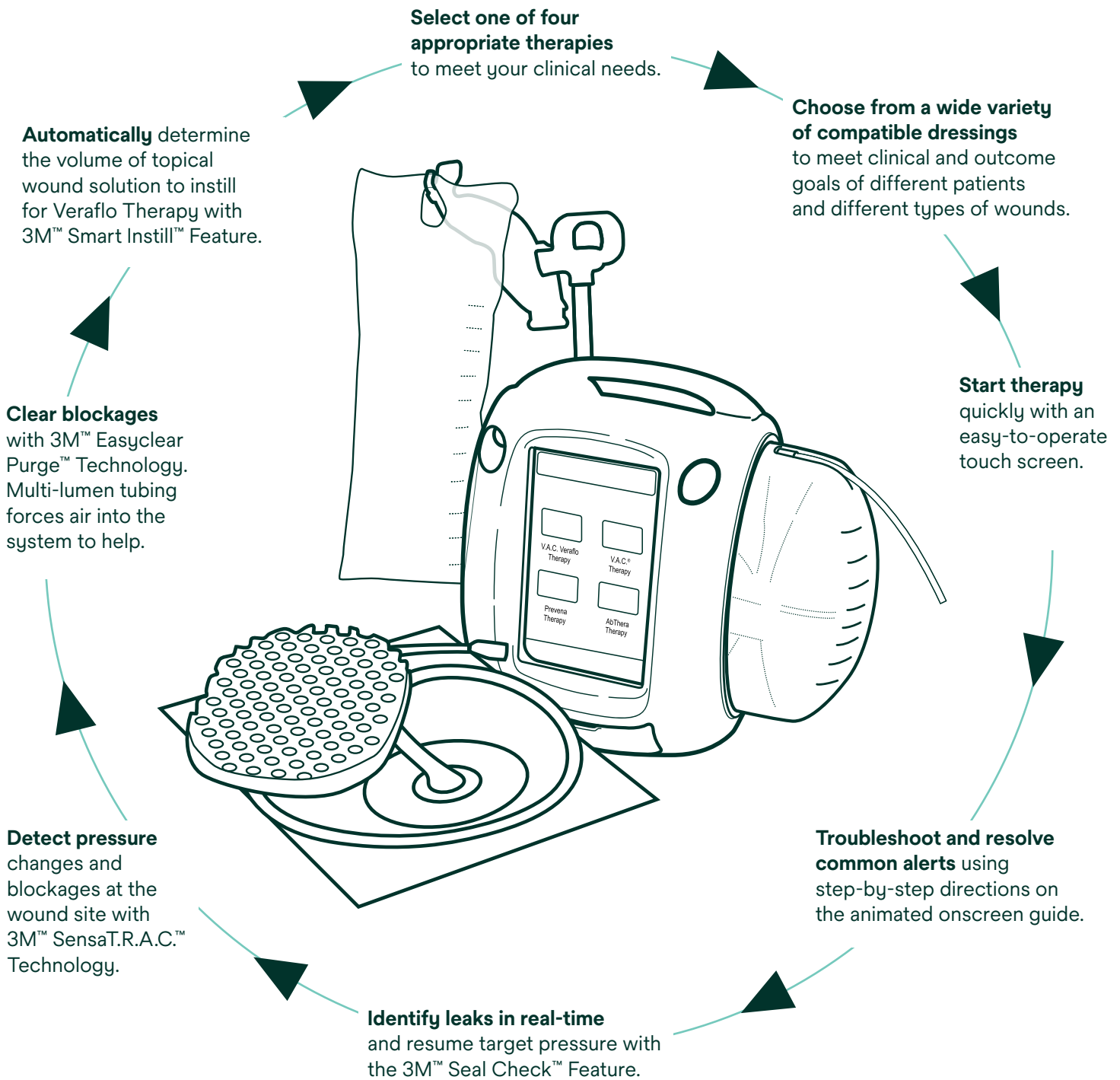
by implementing the 3M™ V.A.C.® Ready Care Program. This is an onsite consignment program for post-acute continuation of NPWT. This may help decrease patient length of stay and associated costs by having the NPWT unit and starter supplies readily available at the facility.*

*3M™ V.A.C.® Ready Care Program exclusively uses 3M™ ActiV.A.C.™ Therapy System.



Your ultimate integrated NPWT system

3M™ V.A.C.® Ultra Therapy System and NPWT dressings create an integrated wound management system that features industry-leading functions and capabilities.





Your NPWT options



In-hospital therapies

The 3M™ V.A.C.® Ulta Therapy System is an integrated wound management unit that provides four distinct therapies in one device.

3M™ Veraflo™ Therapy

Open wound management with instillation and dwell: Vacuum-assisted drainage and controlled delivery of topical wound treatment solutions with a programmable soak feature that allows solution to dwell in the wound for thorough contact.

- Cleanses with cyclic delivery, dilutes and solubilizes infectious material and wound debris.
- Granulation tissue formation and edema management
- Subacute and dehisced wounds
- Pressure injuries and diabetic foot ulcers
- Partial thickness burns
- Provides hydromechanical removal of infectious materials, nonviable tissue and wound debris*

*When used with 3M™ Veraflo™ Cleanse Choice Complete™ Dressing or 3M™ V.A.C. Veraflo Cleanse Choice™ Dressing

3M™ Prevena™ Incision Therapy

Incision management: Intended to manage the environment of surgical incisions that continue to drain following sutured or stapled closure by maintaining a closed environment and removing exudate via the application of NPWT.

- Closed incisions
- Sutured or stapled closed wounds

3M™ V.A.C.® Therapy

Open wound management: Intended to create an environment that promotes wound healing by secondary or tertiary (delayed primary) intention by preparing the wound bed for closure, reducing edema, promoting granulation tissue formation and perfusion and by removing exudate and infectious material.

- Chronic, acute and traumatic wounds
- Subacute and dehisced wounds
- Pressure injuries and diabetic foot ulcers
- Partial thickness burns
- Flaps and grafts

3M™ AbThera™ Open Abdomen Therapy

Open abdomen management: Temporary abdominal closure system to manage challenging open abdomen wounds by actively removing fluid and providing medial tension.

- Facilitates subsequent fascial closure
- Removes fluids and infectious materials



Out-of-hospital therapies

3M™ V.A.C.® Therapy

3M™ ActiV.A.C.™ Therapy System, Portable NPWT: A lightweight option designed specifically for patient transition, to help them resume their activities of daily living. Ideal for the mobile patient in a home care setting. Features a 14-hour battery life, 300cc canister and 3M™ Seal Check™ Feature.

3M™ Prevena™ Single-Use Negative Pressure Wound Therapy

3M™ Prevena™ Plus 125 Therapy Unit, single-use NPWT: A disposable, single-patient-use device with a rechargeable battery and a replaceable 150cc canister. Ideal for incisions and open wounds with low-to-moderate amounts of exudate that require short-term NPWT.



Open wound management with instillation and dwell with 3M™ Veraflo™ Therapy



Scan to view instructional videos.

A wound may appear clean, but an estimated 40% of all wounds are infected or critically colonized.¹¹ Negative pressure wound therapy with instillation and dwell, Veraflo Therapy, provides all of the benefits of 3M™ V.A.C.® Therapy with the added ability to automatically cleanse open wounds. The V.A.C.® Ulta Therapy Unit proprietary software, 3M™ Smart Instill™ Feature, optionally automates the volumetric delivery of topical wound treatment solutions, simplifying the process and learning curve. Data shows that wounds were 2.39 times more likely to close than those receiving standard of care ($p = 0.01$).^{6,7}


Early use* of Veraflo Therapy has been shown to help improve clinical outcomes and reduce cost of care versus late initiation.^{12*}

Calculation(s) are derived based on the relative patient group incidence rate reported in this study. Statistically significant ($p < 0.05$).



Fewer
wound-related
readmissions.

(30 days, 6 vs. 16; $p = 0.0293$;
60 days, 10 vs. 24; $p = 0.0130$)



4.4 days
shorter average
therapy duration.

(7.0 vs. 11.4; $p < 0.0001$)



Fewer OR visits
during NPWT.

(mean, 1.7 vs. 2.9; $p < 0.0001$)



Solution instillation and dwell:

- Cleanses wound with cyclic delivery, dwell and removal of topical wound solutions
- Provides thorough wound coverage with topical solution during selected dwell time
- Provides hydromechanical removal of infectious materials, nonviable tissue and wound debris, reduces the number of surgical debridements required and promotes granulation tissue formation*

In-hospital step-down

3M™ V.A.C.® Ulta Therapy Unit

Continue the benefits of NPWT with a simple therapy setting change to traditional V.A.C.® Therapy. While dressings need to be changed, no device change is required. Can manage 500cc or 1000cc of exudate.

Discharge transition

3M™ ActiV.A.C.™ Therapy System

Lightweight, small and easy to use, ActiV.A.C. Therapy System is ideal for patients transitioning to home care with V.A.C.® Therapy. Can manage 300cc of exudate.

Services

- Staff training
- OR education
- On-site product technical support
- Clinician support, tools, resources and mobile apps

*A retrospective analysis was conducted utilizing a national, all-payer hospital database and included patients who received NPWT-d (3M™ Veraflo™ Therapy) as an inpatient visit in 2019. A matched cohort of 514 patients who received either early (within 1 day of NPWT application) or late (within 2-7 days of NPWT application) NPWT-d initiation was created using propensity scoring. Early initiation of Veraflo Therapy was considered on patients who received it as their initial negative pressure treatment or within one day of NPWT application, and late initiation for patients that received Veraflo Therapy within 2-7 days of initial NPWT.

*When used with 3M™ Veraflo™ Cleanse Choice Complete™ Dressing or 3M™ V.A.C. Veraflo Cleanse Choice™ Dressing




Veraflo Therapy ordering

Acute Care Therapy Systems		Part number
3M™ V.A.C.® Ulta Therapy System		ULTDEV01/US

Veraflo Therapy Dressing Kits	Foam dimensions	Part number
3M™ V.A.C. Veraflo Cleanse Choice™ Dressing Large, 5-pack	25.6 x 15cm diameter	ULTVCC05LG
3M™ V.A.C. Veraflo Cleanse Choice™ Dressing Medium, 5-pack	18 x 12.5cm diameter	ULTVCC05MD
3M™ V.A.C. Veraflo Cleanse™ Dressing, Medium, 5-pack	61 x 3.2cm diameter	ULTVCL05MD
3M™ V.A.C. Veraflo™ Dressing, Large, 5-pack**	25 x 15 x 1.6cm	ULTVFL05LG
3M™ V.A.C. Veraflo™ Dressing, Medium, 5-pack**	17 x 15 x 1.8cm	ULTVFL05MD
3M™ V.A.C. Veraflo™ Dressing, Small, 5-pack**	11 x 8 x 1.8cm	ULTVFL05SM
3M™ Veraflo™ Cleanse Choice Complete™ Dressing Kit, Large, 5-pack	18.0cm x 12.5cm x 1.6cm	VFCCC05LG
3M™ Veraflo™ Cleanse Choice Complete™ Dressing Kit, Medium, 5-pack	18.0cm x 12.5cm x 1.6cm	VFCCC05MD

Veraflo Therapy Accessories	Part number
3M™ V.A.C. Veralink™ Cassette, 5-pack	ULTLNK0500
3M™ V.A.C. VeraT.R.A.C. Duo™ Tube Set, 5-pack	ULTDUO0500
3M™ V.A.C.® Canister with Gel, 1,000ml, 5-pack	M8275093/5
3M™ V.A.C.® Canister with Gel, 500ml, 10-pack, 5-pack	M8275063/10 M8275063/5
3M™ V.A.C.® Canister without Gel, 500ml, 10-pack, 5-pack	M8275071/10 M8275071/5



In conjunction with Veraflo Therapy, 3M™ Veraflo™ Cleanse Choice Complete™ Dressing and 3M™ V.A.C. Veraflo Cleanse Choice™ Dressing provides hydromechanical removal of infectious materials, non-viable tissue and wound debris, which reduces the number of surgical debridements required while promoting granulation tissue formation, creating an environment that promotes wound healing.

**Kit includes 3M™ V.A.C. Veraflo™ Dressing, 3M™ V.A.C.® Advanced Drape, 1-disposable ruler, 3M™ V.A.C. VeraT.R.A.C.™ Pad or V.A.C. VeraT.R.A.C. Duo Pad with connector, 3M™ Cavilon™ No Sting Barrier Film.



Open wound management with 3M™ V.A.C.® Therapy



Scan to view instructional videos.

V.A.C.® Therapy has been shown to be a successful way to manage wounds for the past 25 years. V.A.C.® Therapy is backed by more data and evidence than any other NPWT product in the world.² It has demonstrated the potential to help reduce length of stay, readmissions and hospital charges versus competitor NPWT.¹³⁻¹⁶



10% shorter length of stay^{13*}

(13.0 vs. 14.5 days, $p < 0.0001$)

and up to 50% shorter length of stay with early[†] vs. late initiation of V.A.C.® Therapy.¹⁴⁻¹⁶



Lower all-cause 30-day readmission rates.¹³

(16.1% vs. 17.9%, $p = 0.0145$)



\$14,513 savings in hospital charges.¹³

(\$112,759 vs. \$127,272, $p = 0.001$)



Negative pressure wound therapy:

- Distributes negative pressure evenly across wound
- Promotes granulation tissue
- Reduces edema
- Bolsters grafts or flaps
- Canisters are available in 500cc or 1000cc

Discharge transition

3M™ ActiV.A.C.™ Therapy System

Lightweight, small and easy to use, ActiV.A.C. Therapy is ideal for patients transitioning to home care, and it can manage 300cc of exudate. Gain seamless on-site support for patients transitioning to out-of-hospital care settings with 3M™ V.A.C.® Ready Care Program.

3M™ Prevena™ Plus 125 Therapy Unit

This is a disposable, single-patient-use device with a rechargeable battery with replaceable 150cc canister. This therapy unit is now indicated for use with V.A.C.® Therapy Dressings, which combines the benefits of ease of use and flexibility to manage and protect open wounds.

Services

- Discharge support
- Payor verification of eligibility assistance
- Post-acute caregiver support, tools and mobile apps
- iOn Progress™ Remote Therapy Monitoring System[†]
- SNF Provider Locator website

*A retrospective observational database study of 21,638 patients with a variety of wound types. 3M n=18,385, Competitor n=3,250. Analysis of patients receiving NPWT in 3M NPWT hospitals vs. Competitor NPWT hospitals.

[†]Patient must qualify per Payor Contracting. Used with the ActiV.A.C. Therapy System.



3M™ V.A.C.[®] Therapy ordering

V.A.C. [®] Therapy Systems		Part number	
3M™ V.A.C. [®] Ultra Therapy System		ULTDEV01/US	
3M™ ActiV.A.C. [™] Therapy System with iOn Progress™ Remote Therapy Monitoring		RTMGSM01/US	
3M™ ActiV.A.C. [™] Therapy System		340000	
V.A.C. [®] Therapy System Dressings and Drapes		Dimensions	Part number
3M™ Dermatac™ Drape		19.7 x 21cm	DTAC10LDP
3M™ Dermatac™ Drape and V.A.C. [®] Granufoam™ Dressing Kit,* Small, 10-Pack, 5-Pack		10 x 7.5 x 3.2cm	DTGF10PKS DTGF05PKS
3M™ Dermatac™ Drape and V.A.C. [®] Granufoam™ Dressing Kit,* Medium, 10-Pack, 5-Pack		18 x 12.5 x 3.2cm	DTGF10PKM DTGF05PKM
3M™ Dermatac™ Drape and V.A.C. [®] Granufoam™ Dressing Kit,* Large, 10-Pack, 5-Pack		26 x 15 x 3.2cm	DTGF10PKL DTGF05PKL
3M™ V.A.C. [®] Drape, 10-Pack		30.5 x 26cm	M6275009/10
3M™ V.A.C. [®] Granufoam™ Dressing Kit,* Small, 10-Pack, 5-Pack		10 x 7.5 x 3.2cm	M8275051/10 M8275051/5
3M™ V.A.C. [®] Granufoam™ Dressing Kit,* Medium, 10-Pack, 5-Pack		18 x 12.5 x 3.2cm	M8275052/10 M8275052/5
3M™ V.A.C. [®] Granufoam™ Dressing Kit,* Large, 10-Pack, 5-Pack		26 x 15 x 3.2cm	M8275053/10 M8275053/5
3M™ V.A.C. [®] Granufoam™ Dressing Kit,* X-Large, 5-Pack		60 x 30 x 1.8cm	M8275065/5
3M™ V.A.C. [®] Granufoam™ Bridge Dressing Kit,* 10-Pack, 5-Pack		6 x 17 x 1.9cm (Bridge)	M8275042/10 M8275042/5
3M™ V.A.C. [®] Granufoam™ Bridge XG Dressing Kit,* 5-Pack		6 x 17 x 1.9cm (Bridge)	M8275044/5
3M™ V.A.C. [®] Granufoam™ Hand Dressing Kit,* 5-Pack		—	M8275064/5
3M™ V.A.C. [®] Granufoam™ Round Dressing Kit*, 10-Pack, 5-Pack		5" diameter	M8275075/10 M827
3M™ V.A.C. [®] Granufoam Silver™ Dressing Kit*, Small, 10-Pack, 5-Pack		10 x 7.5 x 3.2cm	M8275098/10 M8275098/5
3M™ V.A.C. [®] Granufoam Silver™ Dressing Kit*, Medium, 10-Pack, 5-Pack		18 x 12.5 x 3.2cm	M8275098/10 M8275098/5
3M™ V.A.C. [®] Granufoam Silver™ Dressing Kit*, Large, 10-Pack, 5-Pack		26 x 15 x 3.2cm	M8275099/10 M8275099/5
3M™ V.A.C. [®] Granufoam™ Thin Dressing Kit*, 10-Pack, 5-Pack		26 x 15 x 1.6cm	M8275081/10 M8275081/5
3M™ V.A.C. [®] Simplace™ Ex Dressing Small Dressing Kit,* 5-Pack		7.7 x 11.2 x 1.75cm	M8275046/5
3M™ V.A.C. [®] Simplace™ Ex Dressing Medium Dressing Kit,* 5-Pack		14.7 x 17.4 x 1.75cm	M8275045/5
3M™ V.A.C. [®] Simplace™ Dressing Kit, Small Dressing Kit* w/3M™ Tegaderm™ Tape, 10-Pack, 5-Pack		7.7 x 11.2 x 1.75cm	M8275041/10 M8275041/5
3M™ V.A.C. [®] Simplace™ Dressing Kit, Medium Dressing Kit* w/3M™ Tegaderm™ Tape, 10-Pack, 5-Pack		14.7 x 17.4 x 1.75cm	M8275040/10 M8275040/5
3M™ V.A.C. [®] Whitefoam™ Dressing Kit*, Small, 10-Pack, 5-Pack		10 x 7.5 x 1cm	M8275068/10 M8275068/5
3M™ V.A.C. [®] Whitefoam™ Dressing Kit*, Large, 10-Pack, 5-Pack		10 x 15 x 1cm	M8275067/10 M8275067/5
3M™ V.A.C. [®] Whitefoam™ Dressing, Small (foam only), 10-Pack		10 x 7.5 x 1cm	M6275033/10
3M™ V.A.C. [®] Whitefoam™ Dressing, Large (foam only), 10-Pack		10 x 15 x 1cm	M6275034/10
V.A.C. [®] Therapy System Accessories		Part number	
3M™ ActiV.A.C. [™] Canister–300ml with Gel, 10-Pack, 5-Pack		M8275058/10 M8275058/5	
3M™ SensaT.R.A.C. [™] Pad, Only, 10-pack		M8275057/10	
3M™ V.A.C. [®] Canister with Gel, 1,000ml, 5-pack		M8275093/5	
3M™ V.A.C. [®] Canister with Gel, 500ml, 10-pack, 5-pack		M8275063/10 M8275063/5	
3M™ V.A.C. [®] Canister without Gel, 500ml, 10-pack, 5-pack		M8275071/10 M8275071/5	
3M™ V.A.C. [®] Y-Connector, 10-Pack, 5-Pack		M6275066/10 M6275066/5	
3M™ V.A.C. [®] Tubing Cap, 10-Pack, 5-Pack		M6275069/10 M6275069/5	



Incision management with 3M™ Prevena™ Therapy



Scan to view more information.

Prevena Therapy delivers negative pressure therapy to closed incisions for up to 7 days—helping to optimize the healing environment while improving the biomechanics of postoperative incisional healing for at-risk patients and procedures.

Prevena Therapy has demonstrated positive clinical and economic outcomes compared to standard-of-care dressings.



47% reduction in surgical site infections (SSIs) rate.^{17*§}
(65 studies; $p < 0.001^*$)



23% reduction in readmissions rate.^{17§}
(24 studies; $p = 0.039^*$)



1.9x reduction in cost for surgical site management.¹⁸
($p < 0.11^*$)



Managing and protecting surgical incisions

- Acting as a barrier to external contamination
- Delivering continuous -125mmHg
- Helping to hold incision edges together
- Decreasing lateral tension of sutured/stapled incisions¹⁹
- Removing fluids and infectious materials[†]
- Reducing edema

Discharge transition:

3M™ Prevena™ 125 Therapy Unit 3M™ Prevena™ Plus 125 Therapy Unit

When used with Prevena Dressings, the Prevena 125 Therapy Unit and the Prevena Plus 125 Therapy Unit are intended to aid in reducing the incidence of seroma; and in patients at high risk for post-operative infections, they are intended to aid in reducing the incidence of superficial surgical site infection in Class I and Class II wounds.[‡]

The Prevena Plus 125 Therapy Unit is a single-use disposable therapy system with -125mmHg negative pressure and rechargeable battery.

Services:

- Centralized, on-demand clinical and technical support
- Live clinical training and product support
- Hotlines for clinical support, technical support and reimbursement
- Patient discharge and troubleshooting resources available at 3M.com/PrevenaForPatients

*Statistically significant ($p < 0.05$)

†In a canister.

‡The effectiveness of Prevena Therapy in reducing the incidence of SSIs and seroma in all surgical procedures and populations has not been demonstrated.

See full Indications for Use and Limitations at hcbregulatory.3M.com

§Calculation(s) are derived based on the relative patient group incidence rate reported in this study. Statistically significant ($p < 0.05$).



3M™ Prevena™ Therapy ordering

3M™ Prevena™ Therapy Devices	Part number
3M™ V.A.C.® Ulta Therapy System	ULTDEV01/US
3M™ Prevena™ Plus 125 Therapy Unit, 7 day (each)	PRE4000US
3M™ Prevena™ Plus 125 Therapy Unit, 14 day (each)	PRE4010
3M™ Prevena™ Therapy Accessories	Part number
3M™ Prevena™ Plus 150ml Canister (5 pack)	PRE4095
3M™ Prevena™ 45ml Canister (5 pack)	PRE1095
3M™ Prevena™ Plus 125 Therapy Unit Power Supply (available if needed)*	44001674
3M™ V.A.C.® Therapy System Power Cord (available if needed)*	413628
3M™ Prevena™ Therapy Dressing Kits	Part number
3M™ Prevena™ Peel and Place Dressing – 13cm (5-pack)	PRE1155US
3M™ Prevena™ Peel and Place Dressing – 20cm (5-pack)	PRE1055US
3M™ Prevena™ Plus Peel and Place Dressing – 35cm (5-pack)	PRE3255US
3M™ Prevena™ Plus Customizable Dressing – 90cm (5-pack)	PRE4055US
3M™ Prevena Restor™ Dressings	Part number
3M™ Prevena Restor™ Arthro•Form™ Dressing, 33cm x 30cm (5-pack)	PRE5055
3M™ Prevena Restor™ Arthro•Form™ Dressing, 46cm x 30cm (5-pack)	PRE5155
3M™ Prevena Restor™ Bella•Form™ Dressing, 21cm x 19cm (5-pack)	PRE5255
3M™ Prevena Restor™ Bella•Form™ Dressing, 24cm x 22cm (5-pack)	PRE5355
3M™ Prevena Restor™ Bella•Form™ Dressing, 29cm x 27cm (5-pack)	PRE5455
3M™ Prevena Restor™ Axio•Form™ Dressing, 29cm x 28cm (5-pack)	PRE5555
3M™ Prevena Restor™ Adapti•Form™ Dressing, 49cm x 28cm (5-pack)	PRE6055
3M™ Prevena™ Incision Management Systems (includes therapy unit)	Part number
3M™ Prevena™ Incision Management System with Peel and Place Dressing – 13cm (each)	PRE1101US
3M™ Prevena™ Incision Management System with Peel and Place Dressing – 20cm (each)	PRE1001US
3M™ Prevena™ Plus Incision Management System with Peel and Place Dressing – 35cm (each)	PRE3201US
3M™ Prevena™ Plus Customizable Incision Management System – 90cm (each)	PRE4001US
3M™ Prevena™ Duo Incision Management Systems (includes therapy unit)	Part number
3M™ Prevena™ Duo Incision Management System with Peel and Place Dressing,13cm/13cm (each)	PRE1121US
3M™ Prevena™ Plus Duo Incision Management System with Peel and Place Dressing, 20cm/20cm (each)	PRE3021US
3M™ Prevena Restor™ Therapy Incision Management Systems (includes therapy unit)	Part number
3M™ Prevena Restor™ Arthro•Form™ Incision Management System, 33cm x 30cm (each)	PRE5001
3M™ Prevena Restor™ Arthro•Form™ Incision Management System, 46cm x 30cm (each)	PRE5101
3M™ Prevena Restor™ Bella•Form™ Incision Management System, 2cm x 19cm (each)	PRE5221
3M™ Prevena Restor™ Bella•Form™ Incision Management System, 24cm x 22cm (each)	PRE5321
3M™ Prevena Restor™ Bella•Form™ Incision Management System, 29cm x 27cm (each)	PRE5421
3M™ Prevena Restor™ Axio•Form™ Incision Management System, 29cm x 28cm (each)	PRE5501
3M™ Prevena Restor™ Adapti•Form™ Incision Management System, 49cm x 28cm (each)	PRE6001

*Both 44001874 and 413628 are required to recharge the Prevena Plus Therapy Unit.



Open abdomen management with 3M™ AbThera™ Open Abdomen Negative Pressure Therapy



Scan to view more information.

It is estimated that 20% to 30% of open abdomen patients are not able to achieve primary fascial closure.²⁰ Take control of challenging open abdomen management with AbThera Therapy, designed with simplicity, ease-of-use and rapid application.

Multiple clinical studies have shown that AbThera Therapy is associated with improved clinical outcomes and decreased in resource utilization. In two separate studies, when compared to Barker's vacuum pack technique (BVPT), AbThera Therapy showed an increase in primary fascial closure.^{21,22}



35% more likely to achieve primary fascial closure.^{21*}



6-day reduction in length of stay.^{21†}



3.2 times more likely to survive for up to 30 days.^{21‡}



AbThera Therapy is designed to:

- Actively remove fluid and help reduce edema^{23,24}
- Provide medial tension, which helps minimize fascial retraction and loss of domain²⁰⁻²²
- Help protect abdominal contents from external environment
- Provide separation between the abdominal wall and viscera, protecting abdominal contents
- Allows for rapid access for re-entry and does not require sutures for placement

In-hospital step-down

3M™ V.A.C.® Ultra Therapy Unit

Continue the benefits of NPWT with simple therapy setting change to traditional V.A.C.® Therapy. While dressings may need to be changed, no device change is required. Can manage 500cc or 1000cc of exudate.

Discharge transition

3M™ Prevena™ Plus 125 Therapy Unit

This is a disposable, single-patient-use device with a rechargeable battery with replaceable 150cc canister. This therapy unit is now indicated for use with V.A.C.® Therapy Dressings, which combines the benefits of ease of use and flexibility to manage and protect open wounds.

Services

- On-site Clinical Specialists support
- On-site product technical support

*Calculation of % based on 30-day primary fascial closure rate of 69% for AbThera Therapy patients vs. 51% for BVPT patients ($p = 0.03$)

†Length of stay for AbThera Therapy, 27 ± 17 ; BVPT, 33 ± 13 ; $p = 0.12$

‡Odds ratio 3.17 (95% confidence interval 1.22-8.26); $p = 0.02$

§The effectiveness of Prevena Therapy in reducing the incidence of SSIs and seroma in all surgical procedures and populations has not been demonstrated.

See full Indications for Use and Limitations at hcbgregulatory.3M.com



3M™ AbThera™ Therapy ordering

Acute Care Therapy Systems	Part number
3M™ V.A.C.® Ultra Therapy System	ULTDEV01/US
3M™ AbThera™ Open Abdomen Negative Pressure Therapy	Part number
3M™ AbThera™ SensaT.R.A.C.™ Open Abdomen Dressing,* 5-Pack	M8275026/5
3M™ AbThera™ Advance Open Abdomen Dressing,† 5-Pack	ABT1055



3M™ AbThera™ Advance Dressing is made of a perforated foam that collapses medially while retaining vertical rigidity. This creates tension to help facilitate primary fascial closure when negative pressure is applied.

*Kit includes: One 3M™ AbThera™ Fenestrated Visceral Protective Layer, two 3M™ AbThera™ Perforated Foam, four 3M™ V.A.C.® Drape and one 3M™ SensaT.R.A.C.™ Pad.

†Kit includes: One 3M™ AbThera™ Fenestrated Visceral Protective Layer, two 3M™ AbThera™ Advance Perforated Foam, four 3M™ V.A.C.® Drape and one 3M™ SensaT.R.A.C.™ Pad.



At-home NPWT with 3M™ V.A.C.® Ready Care Program



Scan here to view brochure.

The V.A.C.® Ready Care Program is an onsite consignment program that helps transition patients out of the hospital faster with the 3M™ ActiV.A.C.™ Therapy System and starter supplies that are readily available. This program is designed to help decrease patient length of stay and associated costs.

- Continue uninterrupted therapy
- Elimination of discharge delays related to delivery of NPWT products
- 3M™ V.A.C.® Therapy is ready immediately upon insurance approval

A portable NPWT specifically developed for the mobile wound care patient, to help them resume their activities of daily living while still receiving the proven benefits of portable V.A.C.® Therapy.



Highlights

- Lightweight. Weighs only 2.7 pounds
- Small size with a low profile that can be worn close to the body
- Easy-to-use, single-touch therapy on/off operation
- Alarm notifications that are easy to recognize and correct
- Easy, quick release 300ml canister
- 14-hour battery life

At-home single-use NPWT with 3M™ Prevena™ Plus 125 Therapy Unit.

A disposable, single-patient-use device for use on incisions and open wounds with low-to-moderate amounts of exudate requiring short-term NPWT.



Scan to view V.A.C.® Therapy dressing application videos.



Scan to view Prevena Therapy dressing application videos.



Highlights

- **Single button operation:** Turn therapy unit on/off
- **Audible and visual alerts:** Notify patient and clinician of leaks, full canister and low battery
- **3M™ Prevena™ Plus 150ml Canister:** Replaceable canister allows storage of exudate away from the incision site
- **Rechargeable battery:** Eliminates the need to replace batteries

For use with a range of select 3M™ V.A.C.® Dressings and 3M™ Prevena™ Dressings designed to help deliver the outcomes you need. V.A.C.® Therapy Dressings are designed to promote granulation tissue formation and draws wound edges together. Prevena Dressings are designed for the management of closed incisions.

*Small- and medium sized V.A.C.® Dressings are compatible with Prevena™ Plus 125 Therapy Unit.



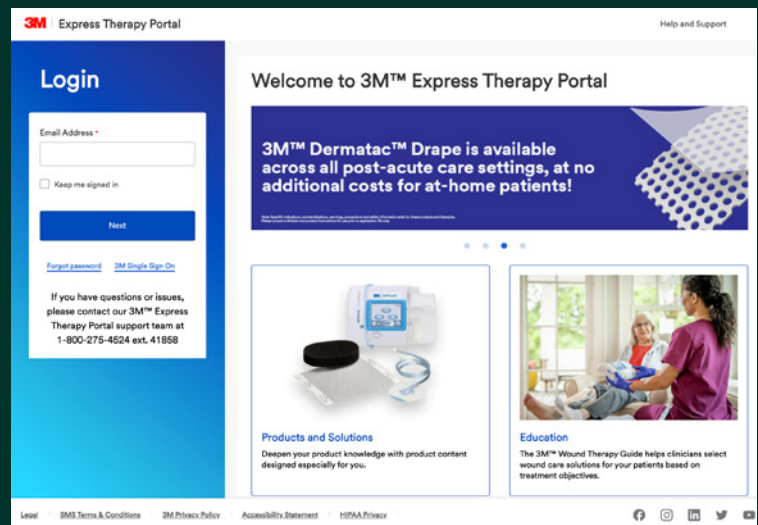
At-home NPWT System ordering

Out-of-hospital Therapy Systems	Part number
3M™ ActiV.A.C.™ Therapy System with iOn Progress™ Remote Therapy Monitoring	RTMGSM01/US
3M™ ActiV.A.C.™ Therapy System	340000
3M™ Prevena™ Plus 125 Therapy Unit, 7 day (each)	PRE4000US
3M™ Prevena™ Plus 125 Therapy Unit, 14 day (each)	PRE4010
3M™ Prevena™ Plus 125 Therapy Unit power supply (available if needed)*	44001674
3M™ V.A.C.® Therapy System Power Cord (available if needed)*	413628

3M™ V.A.C.® Ready Care Program
V.A.C.® Ready Care Program includes 3M™ ActiV.A.C.™ Therapy Unit – 1 unit
3M™ ActiV.A.C.™ Canisters – 5 units/1 case
3M™ V.A.C.® Granufoam® Dressing Kits – Medium – 5 units/1 case

Note: See the full list of compatible wound dressings on page 9 and incision dressings on page 11.

3M™ Express Therapy Portal allows you to easily place and track orders for NPWT rental units, supplies and disposables, get prescriptions signed via electronic signature and track order authorization online, in a secure and HIPAA-compliant environment.



*Both 44001674 and 413628 required to recharge the 3M™ Prevena™ Plus Therapy Unit.



Elevate care with the 3M NPWT portfolio

[3M™ Veraflo™ Therapy](#)[3M™ V.A.C.® Therapy](#)[3M™ Prevena™ Therapy](#)[3M™ AbThera™ Therapy](#)

References:

1. Willy C, Voelker HU, Englehardt M. Literature on the subject of vacuum therapy review and update. *Eur J Trauma Emerg Surg.* 2007;33:33-39.
2. Data on file, 3M. 2021. Cumulative NPWT Wounds.
3. KCI. Cumulative NPWT Wounds—10 million. 2013-2015. Internal Report (v1.0). 2018.
4. Page JC, Newswander B, Schwenke DC, Hansen M, Ferguson J. Retrospective analysis of negative pressure wound therapy in open foot wounds with significant soft tissue defects. *Adv Skin Wound Care.* 2004;17:354-364.
5. Law AL, Krebs B, Karnik B, Griffin L. Comparison of healthcare costs associated with patients receiving traditional negative pressure wound therapies in the post-acute setting. *Cureus.* 2020;12(11): e11790.
6. Gabriel A, Camardo M, O'Rorke E, Gold R, Kim PJ. Effects of negative-pressure wound therapy with instillation versus standard of care in multiple wound types: systematic literature review and meta-analysis. *Plast Reconstr Surg.* 2021;147(1S-1):68S-76S.
7. Camardo, M. Veraflo meta-analysis standardized and non-standardized means. 3M Internal Report; San Antonio, Texas; 2020.
8. Cooper HJ, Singh DP, Gabriel A, Mantyh C, Silverman R, Griffin L. Closed Incision Negative Pressure Therapy versus Standard of Care in Reduction of Surgical Site Complications: A Systematic Review and Meta-analysis. *Plast Reconstr Surg Glob Open.* 2023;11(3):e4722. Published 2023 Mar 16. doi:10.1097/GOX.0000000000000472
9. Data on file, 3M. 2020. Data pulled January 1, 2020 – August 31, 2020.
10. Data on file, 3M. 2020. iOnHealing Orders to Release.
11. Data on file, 3M. 2014. Survey, N = 240, Surgeons, Podiatrists, WOCNs and PT.
12. Collinworth AW, Griffin LP. The effect of timing of instillation therapy on outcomes and costs for patients receiving negative pressure wound therapy. *Wounds.* 2022;34(11):269-275. doi:10.25270/wnds/22013.
13. Law, A., Beach, K. Hospital stay costs associated with negative pressure wound therapy. Poster Presented at: SAWC; October 16-18, 2014; Las Vegas, NV.
14. Baharestani MM, Houliston-Otto DB, Barnes S. Early versus late initiation of negative pressure wound therapy: examining the impact home care length of stay. *Ostomy Wound Manage.* 2008;54(11):48-53.
15. Driver VR, de Leon JM. Health economic implications for wound care and limb preservation. *J Managed Care Med.* 2008;1(11):13-19.
16. Kaplan M, Daly D, Stemkowski S. Early intervention of negative pressure wound therapy using vacuum-assisted closure in trauma patients: impact on hospital length of stay and cost. *Adv Skin Wound Care.* 2009;3(22):128-132.
17. Cooper HJ, Singh DP, Gabriel A, Mantyh C, Silverman R, Griffin L. Closed incision negative pressure therapy versus standard of care in reduction of surgical site complications: a systematic review and meta-analysis. *Plast Reconstr Surg Glob Open.* 2023;11(3):e4722. doi:10.1097/GOX.0000000000000472.
18. Cooper HJ, Bongards C, Silverman RP. Cost-effectiveness of closed incision negative pressure therapy for surgical site management after revision total knee arthroplasty: secondary analysis of a randomized clinical trial. Presented at: American Association of Hip and Knee Surgeons Annual Meeting; November 11-14, 2021; Dallas, TX.
19. Wilkes RP, Kilpadi DV, Zhao Y, Kazala R, McNulty A. Closed incision management with negative pressure wound therapy (CIM): biomechanics. *Surg Innov.* 2012;19(1):67-75. doi:10.1177/1553350611414920.
20. Atema JJ, Gans SL, Boormeester MA. Systematic review and meta-analysis of the open abdomen and temporary abdominal closure techniques in non-trauma patients. *World J Surg.* 2015;39(4):912-925.
21. Cheatham ML, Demetriades D, Fabian TC, et al. Prospective study examining clinical outcomes associated with a negative pressure wound therapy system and Barker's vacuum packing technique. *World J Surg.* 2013;37(9):2018-2030.
22. Frazee RC, Abernathy SW, Jupiter DC, et al. Are commercial negative pressure systems worth the cost in open abdomen management? *J Am Coll Surg.* 2013;216(4):730-733.
23. Fitzpatrick ER. Open abdomen in trauma and critical care. *Crit Care Nurse.* 2017;37(5):22-45. doi:10.4037/ccn2017294.
24. Huang Q, Li J, Lau WY. Techniques for abdominal wall closure after damage control laparotomy: from temporary abdominal closure to early/delayed fascial closure—a review. *Gastroenterol Res Pract.* 2016;2016:2073260. doi:10.1155/2016/2073260.



For more information, contact your local Solventum representative or visit [3M.com/NPWT](https://www.3m.com/NPWT).

Solventum Corporation
2510 Conway Ave.
St. Paul, MN 55144 USA
Phone 1-800-275-4524 (NPWT products)
1-800-228-3957
Web [Solventum.com](https://www.solventum.com)

Note: Specific indications, limitations, contraindications, warnings, precautions and safety information exist for these products and therapies. Please consult a clinician and product Instructions for Use prior to application. Rx only.

© Solventum 2024. All Rights Reserved. Solventum and the S logo are trademarks of Solventum or its affiliates. 3M and the 3M logo are trademarks of 3M. Other trademarks are the property of their respective owners.