



# Prevena Restor™

Postoperative Recovery

## Management of double mastectomy with 3M™ Prevena Restor™ Bella•Form™ Incision Management System

Allen Gabriel, MD, FACS; Global Surgical Consulting; Camas, WA

### Patient

A 50-year-old female patient presented to the surgical clinic requiring bilateral mastectomy for breast cancer (Figure 1). She had no notable prior medical history.

### Procedure

The patient underwent a bilateral mastectomy with immediate reconstruction, resulting in a 7-cm inframammary incision on each breast. The incisions were sutured closed over drains, and the patient was administered cephalexin for prophylactic antibiotic control.

### Application of 3M™ Prevena Restor™ Bella•Form™ Incision Management System

3M™ Prevena Restor™ Therapy was initiated using 3M™ Prevena Restor™ Bella•Form™ Dressing, which covered each inframammary incision and the entirety of each breast (Figure 2). Negative pressure was applied at -125mmHg continuously for 6 days.

### Discharge and follow-up:

The patient was discharged home the day after surgery. After 6 days, Prevena Restor Therapy was discontinued, and the incision remained closed (Figure 3). When the patient returned for follow-up on postoperative day 9, there were no complications and the drain was removed (Figure 4). At 30 days post-surgery, the incision remained closed, and there was no incidence of surgical site infection, seroma, or any other surgical complication.

The Prevena Restor Incision Management System is indicated for the management of closed surgical incisions that continue to drain following sutured or stapled closure, by maintaining a closed environment and removing exudate via the application of negative pressure wound therapy.

The Prevena Restor Incision Management System is suitable for a variety of anatomical locations.

Patient data and photos courtesy of Allen Gabriel, MD, FACS; Global Surgical Consulting; Camas, WA.

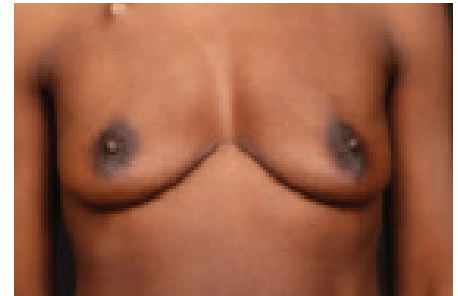


Figure 1. Breast appearance pre-mastectomy.

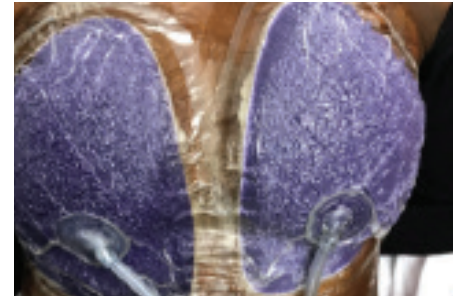


Figure 2. Application of 3M™ Prevena Restor™ Therapy with 3M™ Prevena Restor™ Bella•Form™ Dressing post mastectomy.

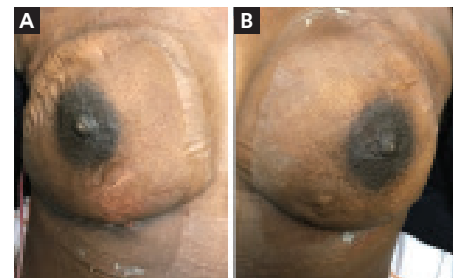


Figure 3. Appearance after 6 days of 3M™ Prevena Restor™ Therapy with 3M™ Prevena Restor™ Bella•Form™ Dressing. A. Right breast. B. Left breast.

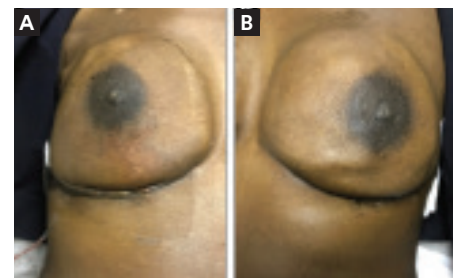


Figure 4. Appearance on postoperative day 9. A. Right breast. B. Left breast.



### 3M Company

2510 Conway Ave.  
St. Paul, MN 55144 USA

Phone 1-800-275-4524 (NPWT products)  
1-800-228-3957

Web 3M.com/medical

**Note:** As with any case study, the results and outcomes should not be interpreted as a guarantee or warranty of similar results. Individual results may vary, depending on the patient's circumstances and condition.

**Note:** Specific indications, limitations, contraindications, warnings, precautions and safety information exist for these products and therapies. Please consult a clinician and product instructions for use prior to application. Rx only.

© 2021 3M. All rights reserved. 3M and the other marks shown are marks and/or registered marks. Unauthorized use prohibited.  
70-2011-8268-3 PRA-PM-US-02069 (08/21)