



Science.
Applied to Life.™



Prep. Drape. Protect.

Help improve outcomes throughout
the surgical journey.

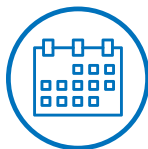


The deeper impact of surgical site infections.

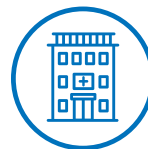
With greater complexity and strained resources in healthcare settings, surgical teams are navigating numerous challenges that can impact patient healing post-surgery. And the consequences are substantial. Surgical site infections (SSIs), in particular, can lead to physical and emotional trauma for patients, longer hospital stays, and readmission — or even reoperation.



The average added cost from SSIs is \$38,656¹



SSI results in an increased length of stay by 7-11 days²



Patients with an SSI are 6X more likely to have a 30-day readmission³

Prevention is possible.

From surgery to recovery, 3M offers evidence-based technologies and solutions that help support the healing environment.

- 3M™ SoluPrep™ S Sterile Antiseptic Solution is used for the preparation of a patient's skin prior to surgery and helps to reduce bacteria that can potentially cause skin infections
- 3M™ Ioban™ 2 Antimicrobial Incise Drape provides continuous broad-spectrum antimicrobial activity to help reduce the risk of surgical site contamination that may be associated with surgical site infection
- 3M™ Prevena™ Therapy helps enhance postoperative recovery while improving efficiency and cost savings*



Protect incisions



Reduce contamination⁴

*The effectiveness of Prevena Therapy in reducing the incidence of SSIs and seroma in all surgical procedures and populations has not been demonstrated. See full indications for use and limitations at HCBGRegulatory.3M.com.

Scientifically engineered solutions to manage surgical sites before and beyond the OR.

3M offers comprehensive solutions to help reduce the risk of surgical site infections (SSIs) and other surgical site complications (SSCs) so you can provide the best possible care for your patients.*

Prep

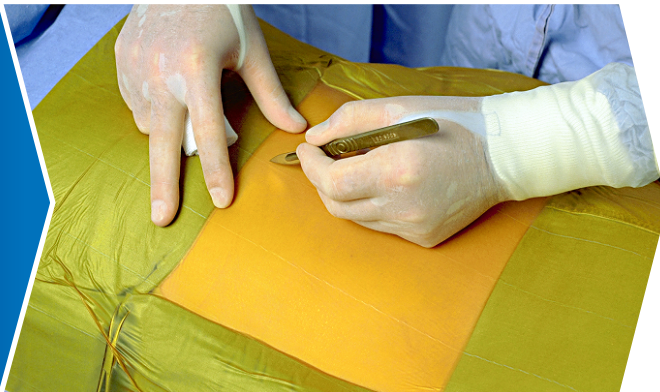


3M™ Skin and Nasal Antiseptic (Povidone-Iodine Solution 5% w/w [0.5% available iodine] USP) Patient Preoperative Skin Preparation reduces nasal bacteria counts in 1 hour, including *S. aureus* by 99.5%, and maintains this reduction for at least 12 hours.⁵



3M™ SoluPrep™ S Sterile Antiseptic Solution (Chlorhexidine gluconate (2% w/v) and isopropyl alcohol (70% v/v) Patient Preoperative Skin Preparation) provides fast-acting, broad-spectrum antimicrobial activity (in vitro)** that maintains at least 96 hours of persistence.***

Drape



3M™ Ioban™ 2 Antimicrobial Incise Drape helps guard against SSIs by creating an optimized wound incision environment through continuous antimicrobial activity, immobilizing bacteria and conformable adhesion that helps the drape stay in place throughout the surgical procedure.

Protect



3M™ Prevena™ Therapy helps manage the environment of closed incisions in patients at risk for developing postoperative complications.*

*The effectiveness of Prevena Therapy in reducing the incidence of SSIs and seroma in all surgical procedures and populations has not been demonstrated. See full indications for use and limitations at HCBGRegulatory.3M.com.

**The clinical significance of in vitro data is unknown.

***Study was performed on healthy volunteers under simulated surgical conditions.

3M™ SoluPrep™ S Sterile Antiseptic Solution

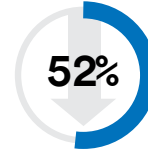
The FDA-approved **3M™ SoluPrep™ S Sterile Antiseptic Solution (chlorhexidine gluconate (2% w/v) and isopropyl alcohol (70% v/v) Patient Preoperative Skin Preparation)** provides antimicrobial protection that persists even after surgery is over.

- Rapid, broad-spectrum antimicrobial activity (in vitro)* and bacteria regrowth suppression for at least 96 hours post-application**6
- Contains an ingredient that can improve incise drape adherence***7
- Made with brite green tint for visibility
- Visible on a variety of skin tones⁸



99.999%

effective at killing a wide variety of microorganisms including gram positive, gram negative, yeast and multi-drug resistant organisms (in vitro)*9



52% less incidence of drape lift when used with an incise drape***7

*The clinical significance of in vitro data is unknown.

**Study was performed on healthy volunteers under simulated surgical conditions.

***Compared to skin prepped with ChlorPrep® with 3M™ Ioban™ 2 Antimicrobial Incise Drapes in a simulated knee surgery model, 2019.

3M™ Ioban™ 2 Antimicrobial Incise Drape

Ioban 2 Antimicrobial Incise Drape helps reduce microbial wound contamination by creating a sterile surface at the beginning of surgery.

- Broad-spectrum, continuous antimicrobial activity
- Immobilizes and isolates bacteria on the skin, helping to prevent migration into the surgical incision area
- Conformable adhesion allows for limb manipulation
- Demonstrated antimicrobial activity against MRSA in ex vivo human skin samples after 6 hours of contact¹⁰
- Broad selection designed for a variety of surgeries and applications

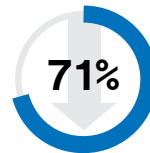


40+ supporting pieces of published evidence

(As of February 2023)

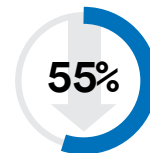
Evidence associated with aiding in risk reduction of surgical site contamination when used as part of comprehensive preoperative solution.

A retrospective study of cardiac surgery patients showed a 71% surgical site infection rate reduction



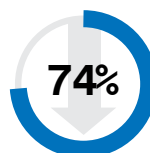
1.9% SSI rate (15/808) for patients receiving 3M™ Ioban™ 2 Antimicrobial Incise Drape vs. 6.5% (53/808) for the non-iodine-impregnated incise drape ($p=0.001$)¹¹

A prospective, RCT involving hip surgery patients showed a 55% bacterial contamination risk reduction




12% of incisions with iodophor-impregnated adhesive drape and 27% without adhesive drapes were positive for bacterial colonization at closure of surgery (OR=2.38; 95% CI, 1.05–5.26; $p=0.031$)¹²

A retrospective study of liver surgery patient data showed a 74% wound infection rate reduction



Wound infections developed in 21 of 174 patients (12.1%) without the drapes and in 4 of 122 patients with the drapes (3.1%) ($p=0.0096$)¹³

[†]Percentage calculation(s) is/are derived based on relative patient group incident rate reported in this study.



Prevena Therapy is the first closed-incision negative pressure therapy (ciNPT) solution of its kind to help reduce the incidence of seromas and superficial surgical site infections in high-risk patients with Class I and II wounds.*

- Helps hold incision edges together and reduces lateral tension**14
- Acts as a barrier to external contamination
- Provides continuous -125 mmHg negative pressure therapy for up to 7 days
- Removes fluids and infectious materials and reduces edema***
- Uses reticulated open-cell foam (ROCF) dressings

Supported by clinical evidence

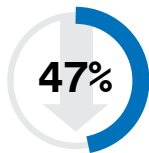


200 peer-reviewed clinical articles
(As of November 2022)

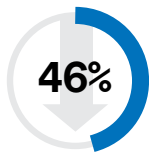


30 randomized controlled trials
(As of November 2022)

Clinical complications



Reduction in surgical site infections (SSIs)
65 studies; $p < 0.001$ ¹¹⁵



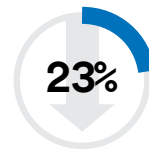
Reduction in surgical site complications (SSCs)
46 studies; $p < 0.001$ ¹¹⁵

*The effectiveness of Prevena Therapy in reducing the incidence of SSIs and seroma in all surgical procedures and populations has not been demonstrated. See full indications for use and limitations at HCBGRegulatory.3M.com.

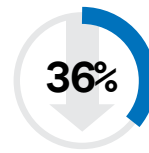
**Based on Finite Element Analysis (FEA).

***In a canister.

Health economic outcomes



Reduction in readmission
24 studies; $p = 0.039$ ¹¹⁵



Reduction in reoperation
40 studies; $p < 0.001$ ¹¹⁵

¹¹⁵Statistically significant ($p < 0.05$).

Calculation(s) are derived based on the relative patient group incidence rate reported in this study.

Prevena™ Dressings and Prevena Restor™ Dressings can be applied to various procedures and anatomical locations.

Note: Specific indications, limitations, contraindications, warnings, precautions, and safety information exist for these products and therapies. Please consult a clinician and product instructions for use prior to application. Rx only.



Ongoing support to help you prevent surgical site infections.

3M offers evidence-supported solutions, education, training, and practice guidelines to help you and your organization focus on infection prevention before, during, and beyond the OR.



3M™ Education offers access to professional training opportunities and educational resources to help translate knowledge into positive outcomes.

Visit [3M.com/medicaleducation](https://www.3m.com/medicaleducation).



3M offers **clinically proven solutions** to help protect you and your patients.

Visit [3M.com/surgicalsafety](https://www.3m.com/surgicalsafety).

Help protect patients against infection throughout their surgical journey. Contact your 3M representative for more information.

Note: Specific indications, limitations, contraindications, warnings, precautions, and safety information exist for these products and therapies, some of which may be Rx only. Please consult a clinician and product instructions for use prior to application.

1. Zhan C, Miller MR. Excess length of stay, charges, and mortality attributable to medical injuries during hospitalization. *JAMA*. 2003;290(14):1868-1874.
2. Anderson D, Podgorny K, Berrios-Torres, et al. Strategies to Prevent Surgical Site Infections in Acute Care Hospitals: 2014 Update. *Infection Control & Hospital Epidemiology*. 2014;35(6), 605-627.
3. Shepard J, Ward W, Milstone A, et al. Financial impact of surgical site infections on hospitals. The hospital management perspective. *JAMA Surg*. 2013;148(10):907-914.
4. Payne J. Evaluation of the resistance of the Prevena incision dressing top film to viral penetration. 0000021109, 1-2. 6-19-2009. San Antonio, TX, Kinetic Concepts, Inc.
5. 3M Study-05-011100.
6. 3M Data on File. EM-05-013953.
7. Olson L, Morse D, Paulson J, Bernatchez S. Evaluation of Incise Drape Lift Using 2% Chlorhexidine Gluconate/ 70% Isopropyl Alcohol Preoperative Skin Preparations in a Human Volunteer Knee Model. *Arthroplasty Today*. 2022;15:24-28.
8. 3M Data on File. TECH-REPORT-05-522642, TECH-REPORT-05-416039, TECH-REPORT-05-522649.
9. 3M Data on File. EM-05-012700, EM-05-014624.
10. Casey AL, Karpanen TJ, Nightingale P, Elliott TSJ. Antimicrobial activity and skin permeation of iodine present in an iodine-impregnated surgical incise drape. *J. Antimicrobial Chemotherapy*. 2015.
11. Bejko J, Tarzia V, Carrozzini M, et al. Comparison of Efficacy and Cost of Iodine Impregnated Drape vs. Standard Drape in Cardiac Surgery: Study in 5100 Patients. *J Cardiovasc Transl Res*. 2015;8(7):431-437.
12. Rezapoor M, Tan TL, Maltenfort MG, et al. Incise Draping Reduces the Rate of Contamination of the Surgical Site During Hip Surgery: A Prospective, Randomized Trial. *J Arthroplasty*. 2018;33(6):1891-1895.
13. Yoshimura Y, Kubo S, Hirohashi K, et al. Plastic iodophor drape during liver surgery operative use of the iodophor-impregnated adhesive drape to prevent wound infection during high risk surgery. *World J Surg*. 2003, 27:685-8.
14. Wilkes RP, Kilpadi DV, Zhao Y, et al. Closed Incision Management With Negative Pressure Wound Therapy (CIM): Biomechanics. *Surgical Innovation*. 2012;19(1):67-75.
15. Cooper HJ, Singh DP, Gabriel A, et al. Closed Incision Negative Pressure Therapy versus Standard of Care in Reduction of Surgical Site Complications: A Systematic Review and Meta-analysis. *Plast Reconstr Surg Glob Open*. 2023 Mar 16;11(3):e4722.



3M Company
2510 Conway Ave.
St. Paul, MN 55144 USA

Phone 1-800-275-4524 (NPWT products)
1-800-228-3957
Web [3M.com/medical](https://www.3m.com/medical)

© 2023 3M. All rights reserved. 3M and the other marks shown are marks and/or registered marks. Unauthorized use prohibited. Used under license in Canada. 70-2013-1608-3