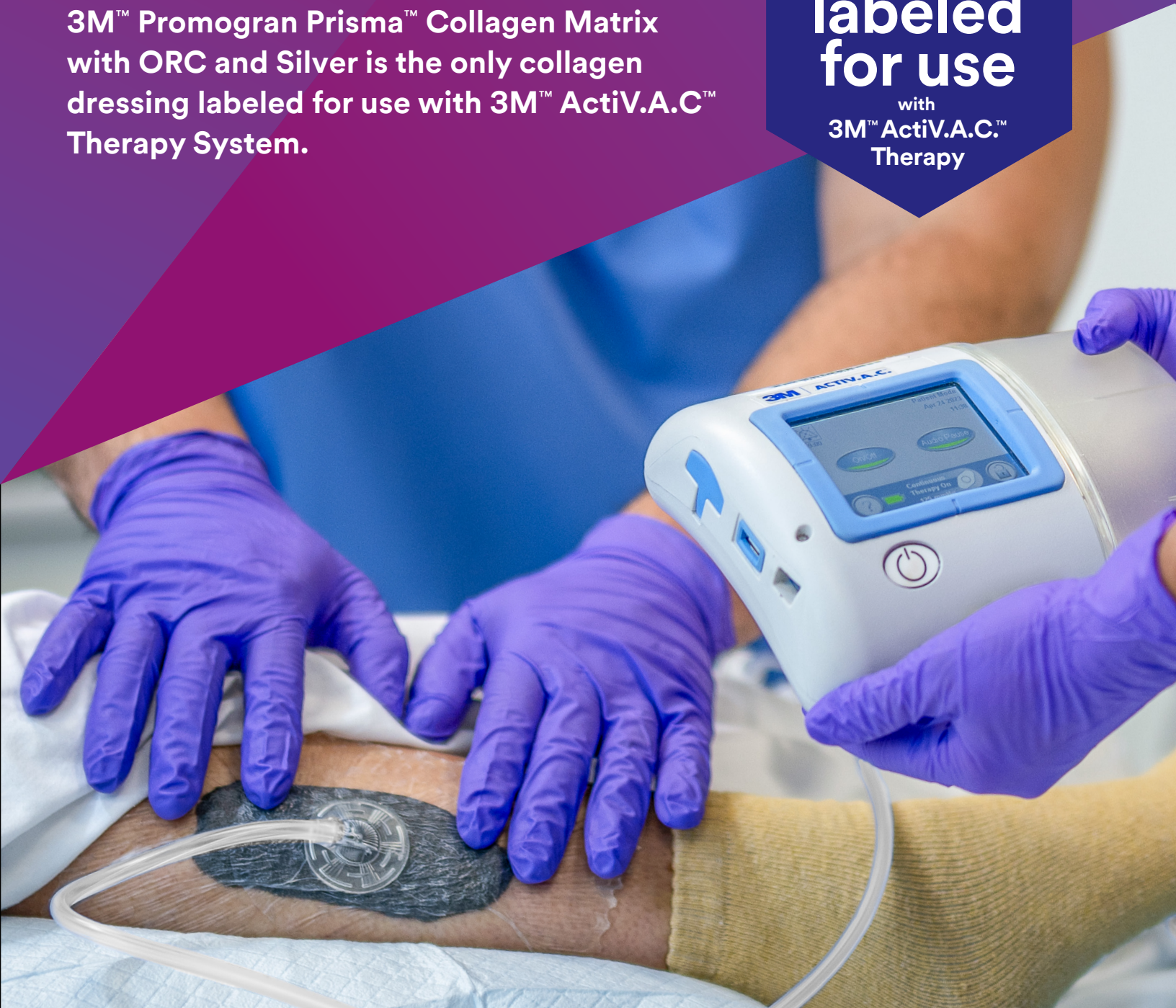


**3M** Science.  
Applied to Life.™

# Application Guide

3M™ Promogran Prisma™ Collagen Matrix with ORC and Silver is the only collagen dressing labeled for use with 3M™ ActiV.A.C.™ Therapy System.

Promogran  
Prisma Matrix  
**labeled  
for use**  
with  
3M™ ActiV.A.C.™  
Therapy



# Application Guide

3M™ Promogran Prisma™ Collagen Matrix with ORC and Silver can be used in combination with 3M™ ActiV.A.C.™ Therapy System and associated foam dressings, 3M™ V.A.C.® Granufoam™ Dressing and 3M™ V.A.C.® Simplace™ Dressing. These foam dressings can be used with either 3M™ V.A.C.® Drape or 3M™ Dermatac™ Drape.

For detailed instructions on how to apply Promogran Prisma Matrix in combination with ActiV.A.C. Therapy System, please refer to the Instructions for Use (IFU) for both products at: [hcbregulatory.3m.com](http://hcbregulatory.3m.com). The information below is intended as a basic guide.

## Indications

Promogran Prisma Matrix when used with the ActiV.A.C. Therapy System is intended for the management of exuding wounds. Under supervision of a healthcare professional, Promogran Prisma Matrix with ActiV.A.C. Therapy System may only be used for the management of:

- Venous ulcers
- Diabetic ulcers
- Traumatic wounds healing by secondary intention
- Pressure ulcers
- Partial-thickness burns
- Dehisced surgical wounds

## Step 1

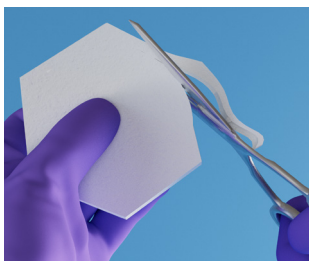
Prepare the wound bed according to your standard wound care protocol and debride when necessary.

## Step 2

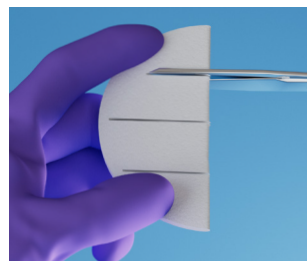
Ensure adequate hemostasis has been achieved.

## Step 3


Cut seven (7) parallel slits into Promogran Prisma Matrix in order for the dressing to be used in conjunction with the ActiV.A.C. Therapy System.\* The slits allow for effective exudate removal and negative pressure delivery. A description of the cutting locations and procedure is shown below:



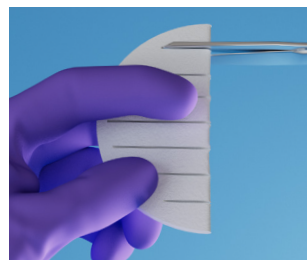
**A.** Trim the Promogran Prisma Matrix with scissors to fit the wound, ensuring it will not overlap onto intact skin. Ensure the Promogran Prisma Matrix remains dry before cutting.



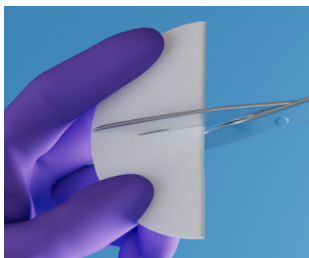
**D.** Make two (2) additional parallel cuts halfway between the center cut and the bottom and top of the dressing, again making sure not to cut the dressing in half.



**B.** Fold the Promogran Prisma Matrix in half.




**E.** Make four (4) additional parallel slits halfway between each of the three existing slits.



**C.** Starting from the folded edge, cut a slit through the center of the Promogran Prisma Matrix as far as possible, but do not cut the dressing into two pieces.

**Note:** Slits need to be cut starting from the folded edge to ensure the product remains in one piece.



**F.** The seven (7) slits result in the Promogran Prisma Matrix that has eight (8) sections which are equally spaced apart.

\*If cutting seven (7) slits is not possible due to the size of the wound, cut as many slits as feasible.

## Step 4

Place slit 3M™ Promogran Prisma™ Collagen Matrix with ORC and Silver into the wound bed, ensuring it does not overlap onto intact skin.



## Step 5

Proceed with following the 3M™ ActiV.A.C.™ Therapy System IFU to apply ActiV.A.C. Negative Pressure Wound Therapy System and associated foam dressings, V.A.C.® Granufoam™ Dressings and V.A.C.® Simplace™ Dressings. These foam dressings can be used with either the 3M™ V.A.C.® Drape or the 3M™ Dermatac™ Drape. On the ActiV.A.C. Therapy Unit, select a pressure setting of -125 mmHg as a minimum and use continuous mode (do not use intermittent mode).

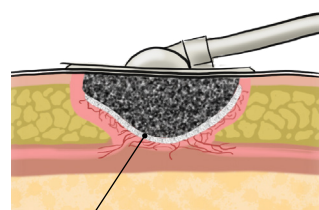
## Contraindications and Warnings\*

- Compression therapy may not be used when Promogran Prisma Matrix is used with ActiV.A.C. Therapy System.
- Do not use Promogran Prisma Matrix with ActiV.A.C. Therapy System over closed incisions.
- 3M™ V.A.C.® Granufoam Silver™ Dressing should not be used in conjunction with Promogran Prisma Matrix due to unknown potential cumulative effect of silver.

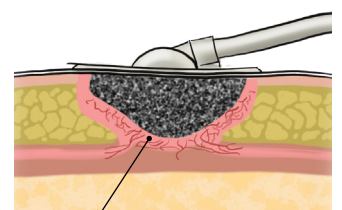
\*Please refer to the IFU for the full list of contraindications, warnings, and precautions.

## Likely to biodegrade within 3 days

Promogran Prisma Matrix is likely to biodegrade within 3 days. If any residual Promogran Prisma Matrix is remaining in the wound at the time that the V.A.C.® Granufoam™ Dressing is changed (minimum every 72 hours, based on wound condition and the patient's clinical presentation), remove it before application of a new dressing.



3M™ Promogran Prisma™ Collagen Matrix with ORC and Silver



3M™ Promogran Prisma™ Collagen Matrix with ORC and Silver biodegrades during therapy

## Note:

Specific indications, contraindications, warnings, precautions and safety information exist for these products and therapies. Please consult a clinician and product instructions for use prior to application. This material is intended for healthcare professionals. Rx Only.

## More Information

### Brochures:



3M™ Promogran Prisma™ Collagen Matrix with ORC and Silver and 3M™ Promogran™ Collagen Matrix with ORC.



3M™ ActiV.A.C.™ Therapy System

### Video:



#### Application Video for Combined Use

3M™ Promogran Prisma™ Collagen Matrix with ORC and Silver and 3M™ ActiV.A.C.™ Therapy System.

## Ordering information

Code	Description	Eaches Per Carton	Cartons Per Case
MA028	3M™ Promogran Prisma™ Collagen Matrix with ORC and Silver — 28 sq cm (4.34 sq in)	10	4
MA123	3M™ Promogran Prisma™ Collagen Matrix with ORC and Silver — 123 sq cm (19.1 sq in)	10	4

For further information, please contact your local 3M Account Representative, call the 3M Health Care Helpline at 1-800-228-3957, or visit [3M.com/Medical](https://www.3m.com/Medical) for more information.



**3M Company**  
2510 Conway Avenue  
St. Paul, MN 55144-1000 USA

Phone 1-800-228-3957  
Web [3M.com/Medical](https://www.3m.com/Medical)

© 2024 3M. All rights reserved. 3M and the other marks shown are marks and/or registered marks. Unauthorized use prohibited. 3M marks used under license in Canada. US\_70-2013-1505-1